



THE BEST NON-SURGICAL TREATMENT
TO BOOST SKIN RESTRUCTURING
AND REDUCE CUTANEOUS LAXITY.



WHAT'S ENDOLIFT®?








ENDOLIFT® IS A MINIMALLY INVASIVE OUTPATIENT LASER PROCEDURE USED IN ENDO-TISSUTAL (INTERSTITIAL) AESTHETIC MEDICINE.

The treatment has multiple purposes: the remodeling of both deep and superficial layers of the skin, toning, the retraction of connective septums and the stimulation of collagen production.

The main activity of **Endolift®** is promoting **skin tightening**, in other words the retraction and reduction of skin laxity thanks to the activation of neo-collagenesis and of metabolic functions in the extra cellular matrix.

The **skin tightening** created by **Endolift®** is strictly linked to the selectivity of the laser beam used, that is to the specific interaction of the laser light which selectively hits two of the main targets of the human body: water and fat.

ADVANTAGES

-  Only one session.
 -  Outpatient treatment.
 -  No incisions.
 -  No or minimum convalescence.
 -  Safe, visible and immediate results.
 -  Long-term effect.
 -  Anesthesia is not necessary, air cooling system is sufficient.
 -  Possibility of therapeutic combination with several aesthetic treatments i.g. fractional non-ablative laser (LIGHTSCAN™).
-

FACE RESULTS

LOWER EYELID before/after



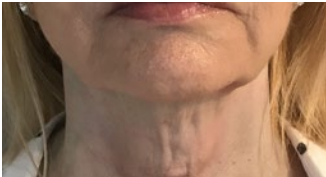
UNDER CHIN before/after



MANDIBULAR CONTOUR before/after



NECK before/after



LOWER MIDDLE THIRD OF THE FACE before/after



LOWER MIDDLE THIRD OF THE FACE before/after



BODY RESULTS

ARMS before/after



PERIUMBILICAL AREA before/after



GLUETUS before/after



KNEES before/after



INNER THIGH before/after



ANKLES before/after



Before and after photographs are courtesy of:
M. Baldessin, D. Cassuto, Dell'Avanzato, A. Dini, R. Forte, F. Melfa, D. Romano.

HOW DOES IT WORK?

The ENDOLIFT® treatment is only medical and it is always performed in day surgery.


Specific single-use micro optical fibers, a bit thinner than a hair (FTF® Eufoton® Fiber-to-Fiber), are easily inserted under the skin into the superficial hypodermis.

Endolift® does not require incisions or anesthesia and usually, only a localized air cooling system is used to reduce any minor discomfort. In any case, it's up to the physician's experience to decide, according to the patient's needs, to use a small amount of anesthetic to help the fiber entering under the skin painlessly.

The procedure does not involve long recovery times and the patient immediately returns to his usual activities.

Results are not only immediate and long-term, but continue to improve for several months following the procedure, as additional collagen builds in the deep layers of the skin.

As with all procedures in aesthetic medicine, the response and the duration of the effect depends on each patient and, if the physician deems it necessary, **Endolift®** can be repeated with no collateral effects.



85,5%
PATIENT
SATISFACTION*

* 2017 - survey based on 2000 treatments performed.



EUFOTON®
medical lasers

For any further information, please contact:

The aim of this leaflet is to provide general information on laser treatments. Please contact your doctor for further details concerning your case.

Eufoton Srl Via Flavia 23/1 – 34148 Trieste - Italy
Tel. +39 040 989 9082 – Fax +39 040 989 0555
www.endolift.com – info@endolift.com
www.eufoton.com

